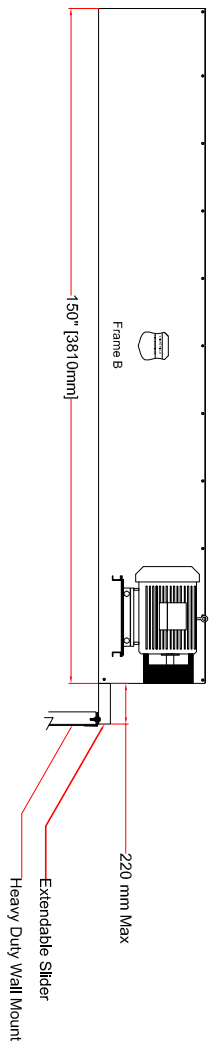
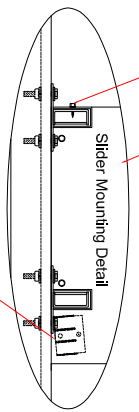


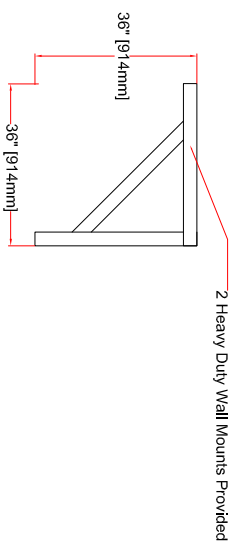
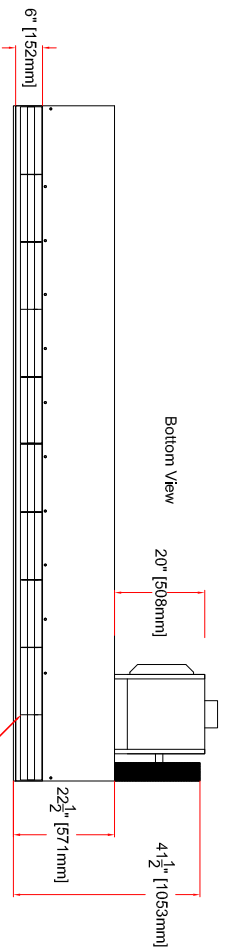
Top View



Field drill 13 mm holes into the wall mount and bolt sliders with the 12 mm hardware provided



Adjust the diffuser 5 degrees towards the exterior of the building. Confirm diffuser adjustment after power has been supplied to the Air Barrier. See owners manual.



2 Heavy Duty Wall Mounts Provided

CE Certified

ENERSHIELD EUROPE Calderhead Road Shotts, Lanarkshire, Scotland Tel: +44(0)1501 826501 FAX: +44(0)1501 826501 E-mail: enquiries@enershield.eu www.enershield.eu		ENERSHIELD AIR BARRIER		Blowers	
VOLTAGE 400/690V 3phase 50 Hz		Xtremeshield		XS-150	
Motor (s) IE2 1 @ 15 kW total 28.7/16.6 amps FLA		Air Velocity (fpm) (m/s) 7500/38.1		Project:	
5		Air Volume (cfm) (l/s) 29.775/14.052		Engineer:	
5		Total kW 15 kW		Tag:	
5		Weight lbs/kg 1188 lbs/540 Kg		Tag:	